

Format of holding of specified securities

Annexure - I

1. Name of the Listed Entity : **LAFFAN SOFTWARE LTD.**
2. Scrip Code : **LAFFANSOFT** /Name of Scrip : **LAFFAN SOFTWARE LTD.**/Class of Security : Equity Shares
3. Share Holding Pattern Field under: Reg.31(1)(b)/Reg.31(1)(c)
 - a. If under 31(1)(b) then indicate the report for Quarter ending **30.09.2017**
4. Declaration: The Listed entity is required to submit the following declaration to the extent of submission of information:-

	Particulars	Yes*	No*
1.	Whether the Listed Entity has issued any partly paid up shares ?		No
2.	Whether the Listed Entity has issued any Convertible Securities or Warrants ?		No
3.	Whether the Listed Entity has any shares against which depository receipts are issued ?		No
4.	Whether the Listed Entity has any shares in locked-in ?		No
5.	Whether any shares held by promoters are pledge or otherwise encumbered ?		No

5. The tabular format for disclosure of holding of specified securities is as follows :-




Table I - Summary Statement holding of specified securities

Category (I)	Category of shareholder (II)	Nos. of shareholders (III)	No. of fully paid up equity shares held (IV)	No. of partly paid up equity shares held (V)	No. of underlying Depository Receipt (VI)	Total nos. shares held (VII) = (IV)+(V)+(VI)	Shareholding as a % of total no. of shares (calculated as per SCRR, 1957) (VIII) As a % of (A+B+C2)	Number of Voting Rights held in each class of securities (IX)			No. of Shares Underlying convertible securities (including Warrants) (X)	Shareholding as a % assuming full conversion of convertible securities (as a percentage of diluted share capital) (XI)=(VII)+(X) as a % of (A+B+C)	Number of Locked in shares (XII)		Number of Shares pledged or otherwise encumbered (XIII)		Number of equity shares held in dematerialized form (XIV)
								Class eg: Eq.	Class eg:y	Total			No. (a)	As a % of total Shares held (b)	No. (a)	As a % of total Shares held (b)	
(A)	Promoter & Promoters Group	2	631850			631850	4.15				4.15						631850
(B)	Public	194	14589850			14589850	95.85				95.85						14441640
(C)	Non Promoter-Non Public																
(C1)	Shares underlying DRs																
(C2)	Shares held by Employee Trust																
	Total : =	196	15221700	0	15221700	15221700	100.00	15221700	15221700	0	100.00	0	0.00	0	0.00		15073490
	Actual Holder->	196															




Table II - Statement showing shareholding pattern of the Promoter and Promoter Group

(1)	Category & Name of shareholders (i)	PAN (ii)	Nos. of shareholders (iii)	No. of fully paid-up equity shares held (iv)	No. of partly paid-up equity shares held (v)	Nos. of shares underlying Depository Receipt (vi)	Total nos. shares held (vii) = (iv)+(v)+(vi)	Shareholding % as per SCRR, 1957 (viii) = (A+B+C2)	Number of Voting Rights held in each class of securities (ix)			No. of Shares Outstanding convertible securities (including Warrants) (x)	Shareholding as a % assuming full conversion of convertible securities (as a percentage of diluted share capital) (xi) = (vii)+(x) as a % of (A+B+C)	Number of Locked in shares (xii)		Number of Shares pledged or otherwise encumbered (xiii)		Number of equity shares held in dematerialized form (xiv)	
									Class (Eq.)	Class y	Total			No. (a)	As a % of Shares held (b)	No. (a)	As a % of total Shares held (b)		
																			Total as a % of Voting rights
(1)	INDIAN :																		
(a)	Individuals / HUF																		
(b)	Central Govt./State Govt.(s)																		
(c)	Financial Institutions / Banks																		
(d)	Any Other (specify)																		
	Bodies Corporate																		
1	BAY INLAND FINANCE PVT. LTD.	AABC89510A		101850	0	0	101850	0.67	101850	0	101850	0.67	0	0.00	0	0.00	0	0.00	101850
2	ARTILLEGENCE BIO-INNOVATIONS LTD	AAAC17359F	2	530000	0	0	530000	3.48	530000	0	530000	3.48	0	0.00	0	0.00	0	0.00	530000
	TOTAL :====			631850	0	0	631850	4.15	631850	0	631850	4.15	0	0.00	0	0.00	0	0.00	631850
	Mutual Fund			0	0	0	0	0.00	0	0	0	0.00	0	0.00	0	0.00	0	0.00	0
	Trust			0	0	0	0	0.00	0	0	0	0.00	0	0.00	0	0.00	0	0.00	0
	Others			0	0	0	0	0.00	0	0	0	0.00	0	0.00	0	0.00	0	0.00	0
	Sub Total (A)(1) :		2	631850	0	0	631850	4.15	631850	0	631850	4.15	0	0.00	0	0.00	0	0.00	631850
(2)	FOREIGN :																		
(a)	NRI / Foreign Individuals			0	0	0	0	0.00	0	0	0	0.00	0	0.00	0	0.00	0	0.00	0
(b)	Foreign Govt.-Promoter			0	0	0	0	0.00	0	0	0	0.00	0	0.00	0	0.00	0	0.00	0
(c)	Foreign Inst.Invt.(FII)			0	0	0	0	0.00	0	0	0	0.00	0	0.00	0	0.00	0	0.00	0
(d)	Foreign Portfolio Investor			0	0	0	0	0.00	0	0	0	0.00	0	0.00	0	0.00	0	0.00	0
(e)	Any Other (specify)			0	0	0	0	0.00	0	0	0	0.00	0	0.00	0	0.00	0	0.00	0
	Foreign Company			0	0	0	0	0.00	0	0	0	0.00	0	0.00	0	0.00	0	0.00	0
	Overseas Corporate Bodies			0	0	0	0	0.00	0	0	0	0.00	0	0.00	0	0.00	0	0.00	0
	Foreign Bank			0	0	0	0	0.00	0	0	0	0.00	0	0.00	0	0.00	0	0.00	0
	Sub Total (A)(2) :		0	0	0	0	0	0.00	0	0	0	0.00	0	0.00	0	0.00	0	0.00	0
	Total Shareholding of Promoter and Promoter Group.(A) = (A)(1) + (A)(2) :		2	631850	0	0	631850	4.15	631850	0	631850	4.15	0	0.00	0	0.00	0	0.00	631850




Table III - Statement showing shareholding pattern of the Public shareholder

Category & Name of shareholders (i)	PAN (ii)	Nos. of share holders (iii)	No. of fully paid-up equity shares held (iv)	No. of partly paid-up equity shares held (v)	Nos. of shares underlyin g Deposito Receipt (vi)	Total nos. shares held (vii) = (iv)+(v)+(vi)	Shareholdin g % calculated as per SCRR, 1957 As a % of (A+B+C2) (viii)	Number of Voting Rights held in each class of securities (ix)			No. of Shares Underlying Outstanding convertible securities (as a percentage of diluted share capital) (xi) = (vii)+(x) as a % of (A+B+C)	Shareholding as a % assuming full conversion of convertible securities (as a percentage of diluted share capital) (xi) = (vii)+(x) as a % of (A+B+C)	Number of Locked in shares (xii)		Number of Shares pledged or otherwise encumbered (xiii)		Number of equity shares held in dematerialize d form (xiv)	
								Class (Eq.)	Class y	Total			No. (a)	As a % of total Shares held (b)	No. (a)	As a % of total Shares held (b)		
																		Total as a % of Total Voting rights
(1) Institutions :																		
(a) Mutual Funds /UTI		0	0	0	0	0	0.00	0	0	0.00	0	0.00	0	0.00	0	0.00	0	
(b) Venture Capital Funds		0	0	0	0	0	0.00	0	0	0.00	0	0.00	0	0.00	0	0.00	0	
(c) Alternate Investment Fund		0	0	0	0	0	0.00	0	0	0.00	0	0.00	0	0.00	0	0.00	0	
(d) Foreign Venture Capital Investor		0	0	0	0	0	0.00	0	0	0.00	0	0.00	0	0.00	0	0.00	0	
(e) Foreign Portfolio Investor		0	0	0	0	0	0.00	0	0	0.00	0	0.00	0	0.00	0	0.00	0	
(f) Financial Institutions/Banks		0	0	0	0	0	0.00	0	0	0.00	0	0.00	0	0.00	0	0.00	0	
(g) Insurance Companies		0	0	0	0	0	0.00	0	0	0.00	0	0.00	0	0.00	0	0.00	0	
(h) Provident Funds/Pension Funds		0	0	0	0	0	0.00	0	0	0.00	0	0.00	0	0.00	0	0.00	0	
(i) Any Other (specify)		0	0	0	0	0	0.00	0	0	0.00	0	0.00	0	0.00	0	0.00	0	
Foreign Inst.Invst.(FIs)		0	0	0	0	0	0.00	0	0	0.00	0	0.00	0	0.00	0	0.00	0	
Sub Total (B)(1) :		0	0	0	0	0	0.00	0	0	0.00	0	0.00	0	0.00	0	0.00	0	
(2) Central Govt./State Govt./ President of India :																		
Sub Total (B)(2) :		0	0	0	0	0	0.00	0	0	0.00	0	0.00	0	0.00	0	0.00	0	0
(3) Non-institutions :																		
(a) Individuals - i) Indv.shareholders holding nominal share capital upto Rs. 2 Lakh.		162	158210	0	0	158210	1.04	158210	0	158210	1.04	1.04	0	1.04	0	1.04	0	10000
TOTAL :====		162	158210	0	0	158210	1.04	158210	0	158210	1.04	1.04	0	1.04	0	1.04	0	10000
ii) Indv.shareholders holding nominal share capital in excess of Rs. 2 Lakh.		0	0	0	0	0	0.00	0	0	0.00	0	0.00	0	0.00	0	0.00	0	0
(b) NBFCS registered with RBI		0	0	0	0	0	0.00	0	0	0.00	0	0.00	0	0.00	0	0.00	0	0
(c) Employee Trusts		0	0	0	0	0	0.00	0	0	0.00	0	0.00	0	0.00	0	0.00	0	0
(d) Overseas Depositories (holding DRs) (balancing figure)		0	0	0	0	0	0.00	0	0	0.00	0	0.00	0	0.00	0	0.00	0	0
(e) Any Other (specify) :																		
Bodies Corporate																		
i) Holding 1% and above :																		
1 ACON FINEXIM PRIVATE LIMITED	AADCA9091R		200000	0	0	200000	1.31	200000	0	200000	1.31	1.31	0	1.31	0	1.31	0	200000

2	CLIFTON SECURITIES PRIVATE LTD	AAACC5985P	214750	0	214750	1.41	214750	1.41	214750	0	214750	1.41	0	0.00	214750
3	MAYURI FINVEST PRIVATE LTD	AACCM8662M	214800	0	214800	1.41	214800	1.41	214800	0	214800	1.41	0	0.00	214800
4	OLYMPIUS VISION PRIVATE LIMITED	AAACO3898H	214850	0	214850	1.41	214850	1.41	214850	0	214850	1.41	0	0.00	214850
5	SHIVLAXMI EXPORTS LIMITED	AADCS6058E	235000	0	235000	1.54	235000	1.54	235000	0	235000	1.54	0	0.00	235000
6	EXIM SCRIPS MERCHANTS PVT LTD	AABCE5090Q	236290	0	236290	1.55	236290	1.55	236290	0	236290	1.55	0	0.00	236290
7	VENUS OVERSEAS LTD	V-118 WARD 3 (1)	237500	0	237500	1.56	237500	1.56	237500	0	237500	1.56	0	0.00	237500
8	PENTIUM HI-TECH PRIVATE LIMITED	AACCP0374P	264000	0	264000	1.73	264000	1.73	264000	0	264000	1.73	0	0.00	264000
9	NICCO SECURITIES PRIVATE LIMITED	AABCN1737D	274500	0	274500	1.80	274500	1.80	274500	0	274500	1.80	0	0.00	274500
10	SHAKTI SPAT PRODUCTS PVT. LTD.	AAGCS8347D	274500	0	274500	1.80	274500	1.80	274500	0	274500	1.80	0	0.00	274500
11	BANJOUR RESOURCES PRIVATE LTD	AABCB0895J	293500	0	293500	1.93	293500	1.93	293500	0	293500	1.93	0	0.00	293500
12	SUTLEJAGRO PRODUCTS LIMITED	AAACS4232K	311450	0	311450	2.05	311450	2.05	311450	0	311450	2.05	0	0.00	311450
13	SAVERA COMMERCIAL ENTERPRISES LTD.	AAGCS8016B	315000	0	315000	2.07	315000	2.07	315000	0	315000	2.07	0	0.00	315000
14	OM ENERGY LIMITED	AAACM9436D	326200	0	326200	2.14	326200	2.14	326200	0	326200	2.14	0	0.00	326200
15	GLOBEX FINANCE CORPORATION LTD	AAAGG9813A	327500	0	327500	2.15	327500	2.15	327500	0	327500	2.15	0	0.00	327500
16	KIRTI ELECTRO SYSTEMS (P) LTD.	AACCK0083G	327500	0	327500	2.15	327500	2.15	327500	0	327500	2.15	0	0.00	327500
17	EIP CORPORATION LTD	AAACE1890K	344950	0	344950	2.27	344950	2.27	344950	0	344950	2.27	0	0.00	344950
18	OSHIN INVESTMENTS AND FINANCE PVT. LTD.	AAACO9051G	350000	0	350000	2.30	350000	2.30	350000	0	350000	2.30	0	0.00	350000
19	NISTHA TRADERS LTD	AAAGN0756H	371125	0	371125	2.44	371125	2.44	371125	0	371125	2.44	0	0.00	371125
20	SPIRIT INVESTMENT AND FINANCE PVT LTD	AAGCS0979P	375000	0	375000	2.46	375000	2.46	375000	0	375000	2.46	0	0.00	375000
21	SPARTON COMMERCE LIMITED	AAGCS8015C	465000	0	465000	3.05	465000	3.05	465000	0	465000	3.05	0	0.00	465000
22	MUKTAMANI FINCO LIMITED	AADCM3379E	589550	0	589550	3.87	589550	3.87	589550	0	589550	3.87	0	0.00	589550
23	NEW OUTLOOK SECURITIES LIMITED	AABCN6629M	591000	0	591000	3.88	591000	3.88	591000	0	591000	3.88	0	0.00	591000
24	JAGADISHWAR PHARMACEUTICAL WORKS LTD.	AABJC3731H	593375	0	593375	3.90	593375	3.90	593375	0	593375	3.90	0	0.00	593375
25	LOGIC INFOTECH LIMITED	AAACL9685G	610000	0	610000	4.01	610000	4.01	610000	0	610000	4.01	0	0.00	610000
26	N. E. ELECTRONICS LIMITED	AAACN6695B	665550	0	665550	4.37	665550	4.37	665550	0	665550	4.37	0	0.00	665550
27	SURABHI DAIRY PRODUCTS PVT LTD	AAECS3793B	720500	0	720500	4.73	720500	4.73	720500	0	720500	4.73	0	0.00	720500
28	RAMKRISHNA FINCAP LTD	AAGCR2737C	866250	0	866250	5.69	866250	5.69	866250	0	866250	5.69	0	0.00	866250
29	ONLINE INFORMATION TECHNOLOGIES LTD.	AAACO6553D	1134000	0	1134000	7.45	1134000	7.45	1134000	0	1134000	7.45	0	0.00	1134000
30	IMPALA INDUSTRIAL ENTERPRISES LTD.	AAACI4319K	1190750	0	1190750	7.82	1190750	7.82	1190750	0	1190750	7.82	0	0.00	1190750
31	NOVELTY TRADERS LIMITED	AABCN8817E	1247250	0	1247250	8.19	1247250	8.19	1247250	0	1247250	8.19	0	0.00	1247250
	TOTAL :===		14381640	0	14381640	94.48	14381640	94.48	14381640	0	14381640	94.48	0	0.00	14381640
	ii) Holding Less than 1% :		50000	0	50000	0.33	50000	0.33	50000	0	50000	0.33	0	0.00	50000
	TOTAL :===		50000	0	50000	0.33	50000	0.33	50000	0	50000	0.33	0	0.00	50000
	Non Resident Indian		0	0	0	0.00	0	0.00	0	0	0.00	0	0	0.00	0
	Foreign National		0	0	0	0.00	0	0.00	0	0	0.00	0	0	0.00	0
	Overseas Corporate Bodies		0	0	0	0.00	0	0.00	0	0	0.00	0	0	0.00	0
	Foreign Bank		0	0	0	0.00	0	0.00	0	0	0.00	0	0	0.00	0
	Trust		0	0	0	0.00	0	0.00	0	0	0.00	0	0	0.00	0
	Foreign Company		0	0	0	0.00	0	0.00	0	0	0.00	0	0	0.00	0
	Others		0	0	0	0.00	0	0.00	0	0	0.00	0	0	0.00	0
	Sub Total (B)(3) :		194	14589850	95.85	14589850	95.85	14589850	95.85	0	14589850	95.85	0	0.00	14441640
	Total Public shareholding : (B) = (B)(1)+(B)(2)+(B)(3)		194	14589850	95.85	14589850	95.85	14589850	95.85	0	14589850	95.85	0	0.00	14441640
	TOTAL -->		196	15221700	100.00	15221700	100.00	15221700	100.00	0	15221700	100.00	0	0.00	15073490




Table IV - Statement showing shareholding pattern of the Non Promoter - Non Public shareholder

Category & Name of shareholders (I)	PAN (II)	Nos. of shareholders (III)	No. of fully paid-up shares held (IV)	No. of partly paid-up equity shares held (V)	Nos. of shares underlying Depository Receipt (VI)	Total nos. shares held (VII) = (IV)+(V)+(VI)	Shareholding % calculated as per SCRR, 1957 As a % of (A+B+C2) (VIII)	Number of Voting Rights held in each class of securities (IX)			No. of Shares Underlying convertible securities (including Warrants) (X)	Shareholding as a % assuming full conversion of convertible securities (as a percentage of diluted share capital) (XI) = (VII)+(X) as a % of (A+B+C)	Number of Locked in shares (XII)		Number of Shares pledged or otherwise encumbered (XIII)	Number of equity shares held in dematerialized form (XIV)
								No. of Voting Rights					No. (a)	As a % of total Shares held (b)		
								Class (Eq.)	Class y	Total					As a % of total Shares held (b)	
(1) Custodian, DR Holder Employee Benefit Trust (under SEBI (share based Employee Benefit) Regulations, 2014																
(2) Total Non-Promoter - Non-Public Shareholding (C)=(I)+(C)+(2)																

